

# USER GUIDE



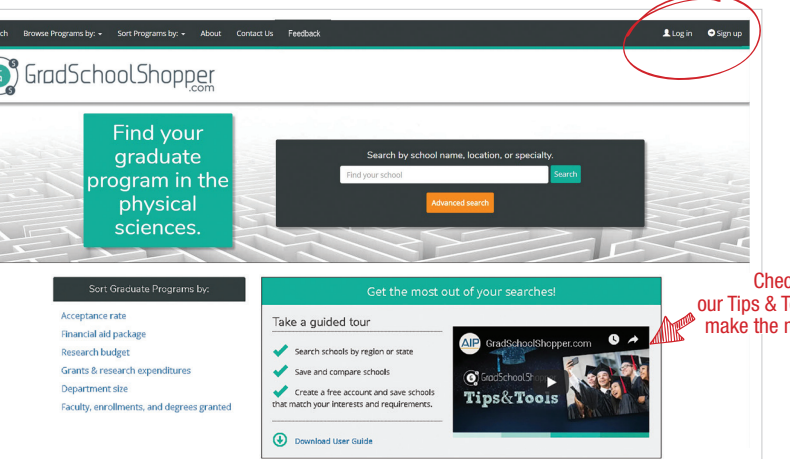
One website that lets you search and compare 200+ graduate programs in the physical sciences.

## STEP 1



Go to GradSchoolShopper.com and click "sign up" to start a new account (if you already have an account, log in to get started).

This is the only way to save and compare your future searches.

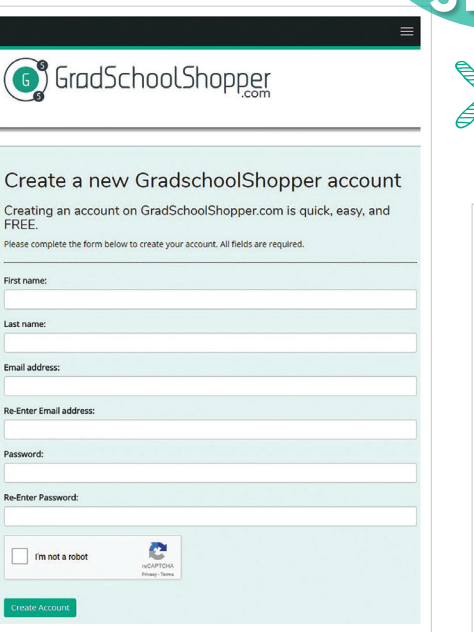


Check out our Tips & Tools video to make the most of GSS

## STEP 2



The form that pops up is easy to fill out and free, and it will help you save and compare schools like the sample chart below:

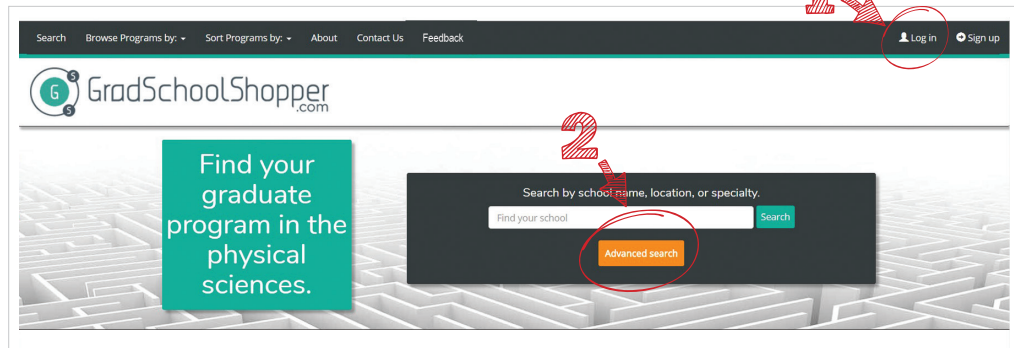


School	Department	Application deadline	Acceptance rate	General GRE	GRE Physics	Average stipend (per academic year)	Fellowship (\$)	RA (\$)	TA (\$)
<input checked="" type="checkbox"/> Worcester Polytechnic Institute	Physics	Fall: 01/29/2018	25%	yes required	yes required	\$22,500	\$22,500		
<input checked="" type="checkbox"/> State University of New York at Albany	Physics	Fall: 03/01/2017 Spring: 11/02/2016	12.5%	no	no			\$17,500	
<input checked="" type="checkbox"/> Rochester Polytechnic Institute	Physics Applied Physics and Astronomy	Fall: 01/01/2018 Spring: 08/15/2018	26.72%	yes required	yes required	\$28,750	\$22,000	\$22,000	
<input checked="" type="checkbox"/> Pennsylvania State University	Physics	Fall: 01/15/2018	17.64%	yes required	yes required	\$21,555	\$21,555		

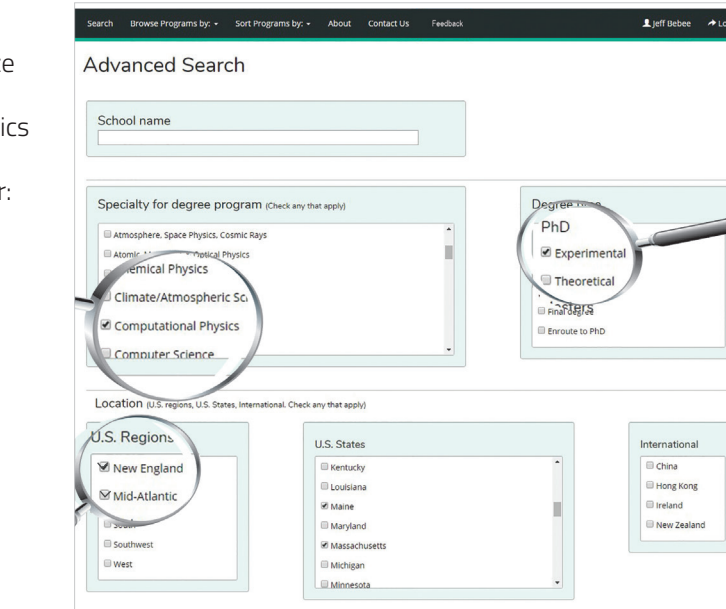
## STEP 3



After creating your account, you should be automatically logged in. If your name doesn't appear at the top right, log in with your new account, then click "Advanced search."

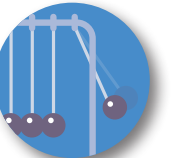


This is where you personalize your search. After indicating degree type, select the physics specialty(ies), region(s), or state(s) you wish to consider:





DIVERSITY AND INCLUSIVITY?



THEORETICAL, EXPERIMENTAL OR COMPUTATIONAL?



# What's important to you in a graduate school?

GradSchoolShopper.com has the answers!



ADMISSION DEADLINES?



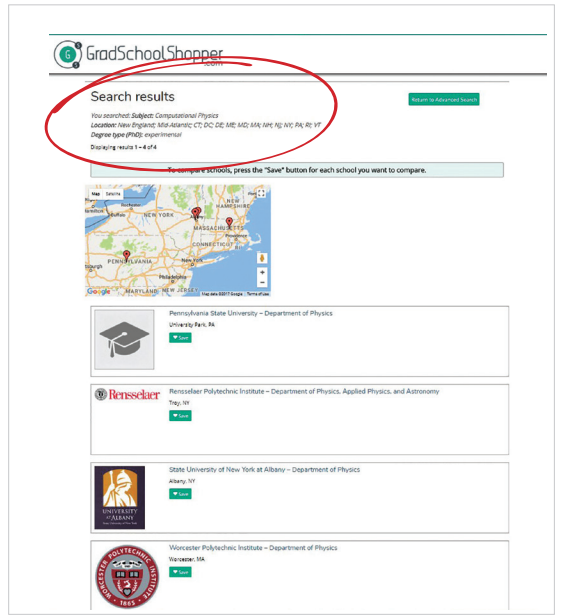
BIG OR SMALL DEPARTMENT?

Photo: SPS Intern 2018, Rhodee College

Steps 5 - 8

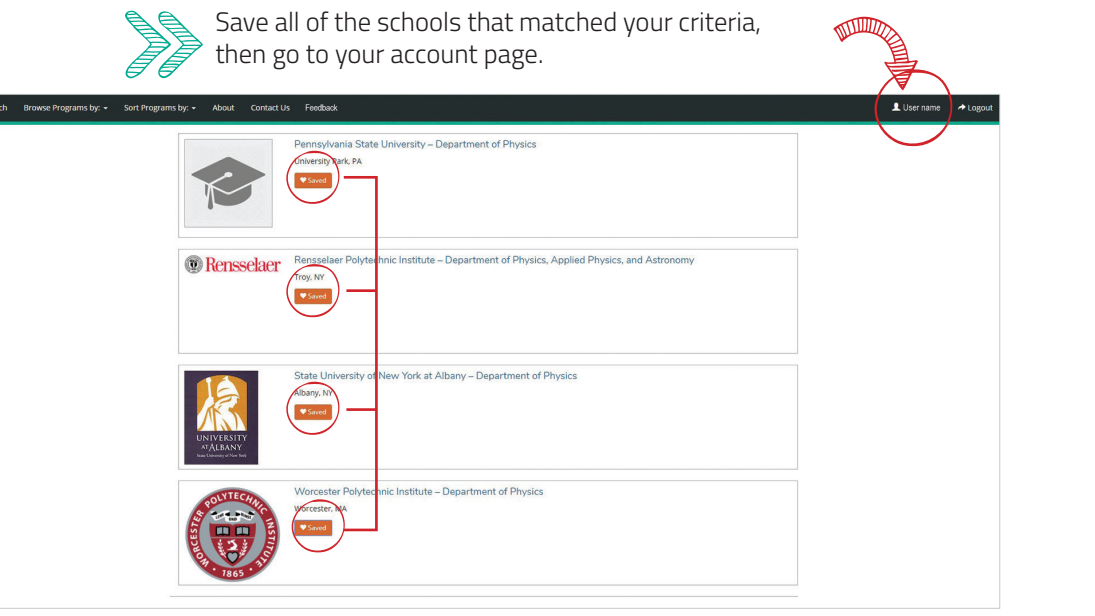
## STEP 5

Your personalized results will look like this:



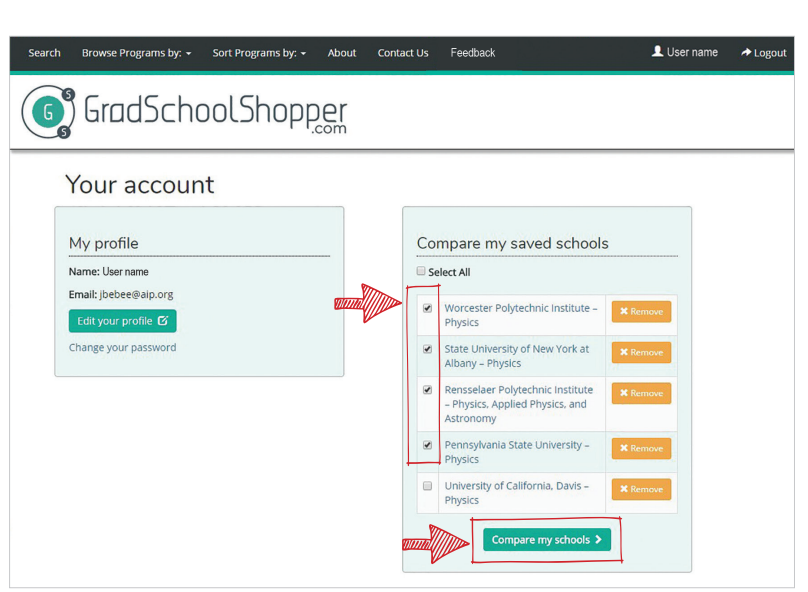
## STEP 6

Save all of the schools that matched your criteria, then go to your account page.



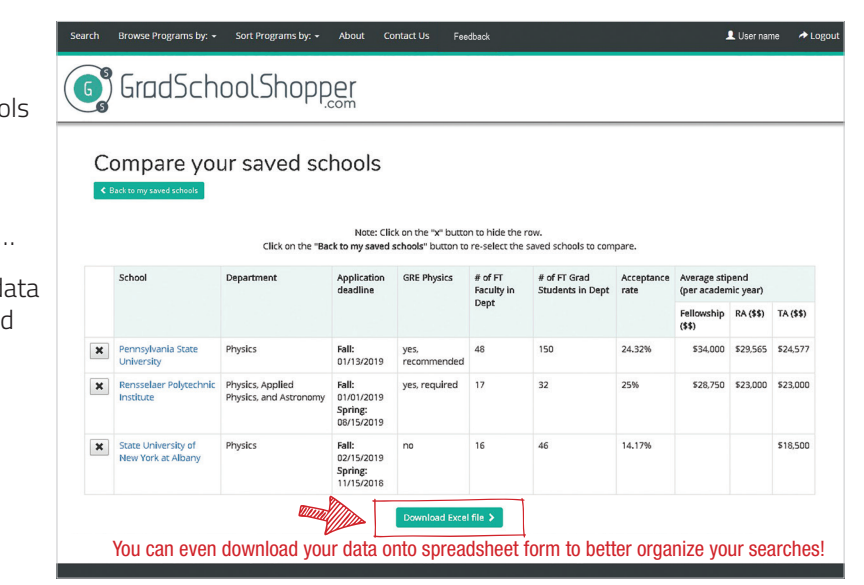
## STEP 7

Check the schools you wish to compare and then click "Compare my schools" at the bottom:



## STEP 8

Compare your schools based on different criteria, such as, acceptance rates, stipends, and more... Now you have the data to make an informed choice!



You can even download your data onto spreadsheet form to better organize your searches!